

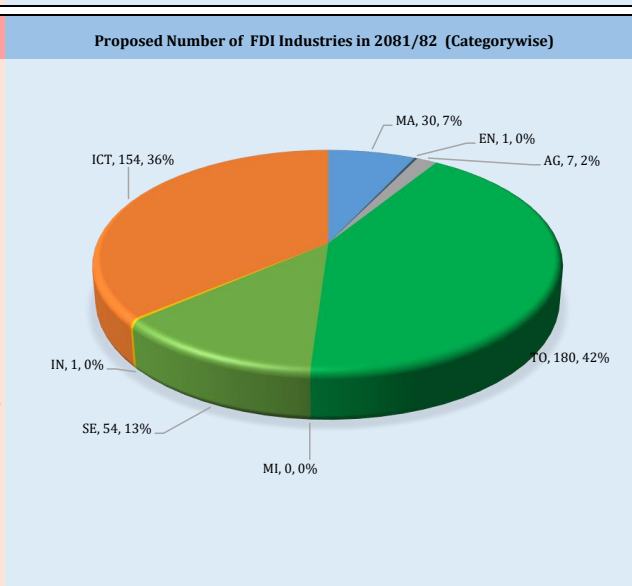
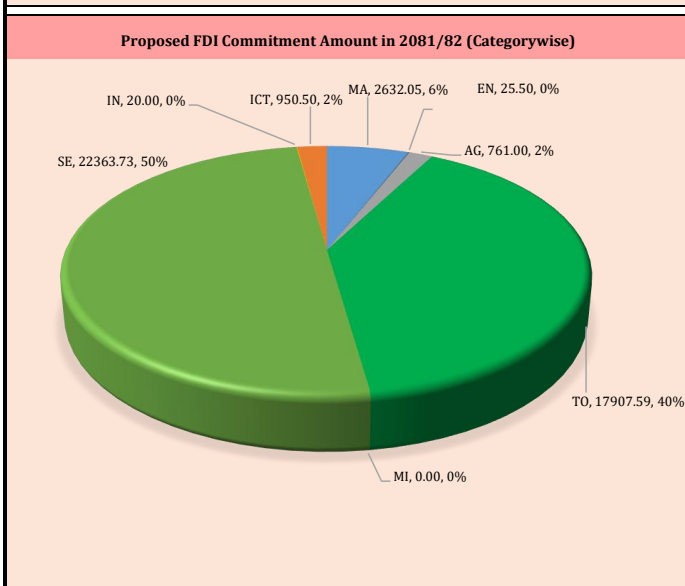
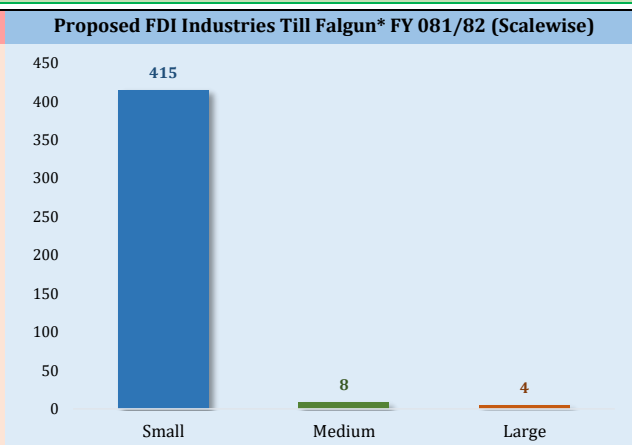
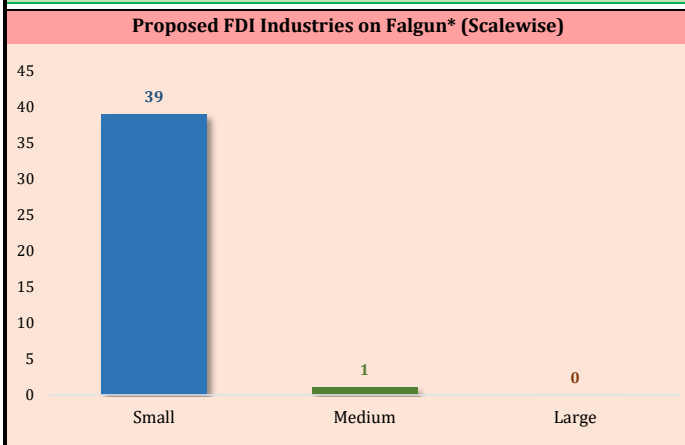


Department of Industry

(Foreign Investment & Technology Transfer Section)

Monthly Report of Foreign Direct Investment Approval of Falgun

Details	Details of Falgun*	FY 2081/82 (Shrawan-Falgun* *)	From Beginning to Falgun Last
a. Foreign Direct Investment Approval Details			
1. FDI Approval Through AR (Nos.)	19	194	333
Commitment (Nrs.)	128,640,000.00	2,756,897,000.00	10,873,127,000.00
2. FDI Through Approval Route (Nos.)	21	233	6492
Commitment (Nrs.)	17,670,000,000.00	41,903,476,400.00	553,529,743,705.00
Total Number of FDI(Approval+AR)	40	427	6825
Total FDI Commitment (Nrs.)	17,798,640,000.00	44,660,373,400.00	564,402,870,705.00
3. SPA/SSA*** Approvals (Nos)	0	32	-
Commitment Amount (Nrs.)	0.00	1,945,041,505.00	-
4. TTA*** Approvals (Nos.)	4	46	-
b. Committed Employment (Persons)			
	833	11475	339675

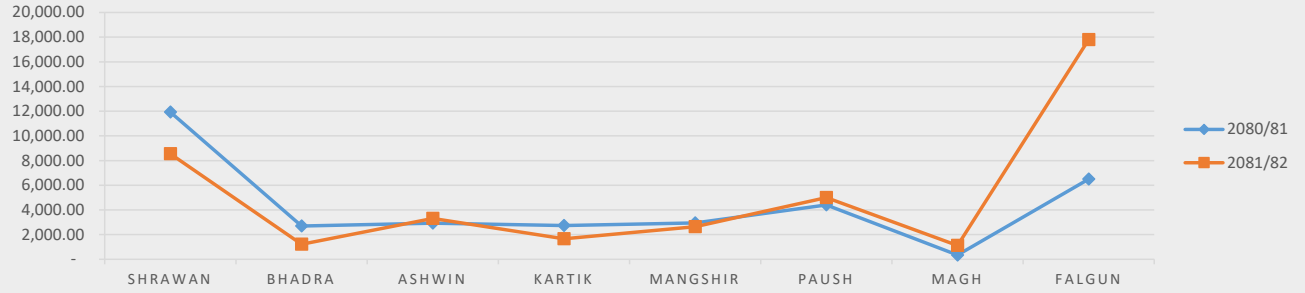


MA: Manufacturing, EN: Energy, AG:Agro, TO:Tourism, MI:Mineral, SE:Service, IN: Infrastructure, ICT:IC, Amount in Million.



Government of Nepal

Ministry of Industry, Commerce and Supplies

Department of Industry**(Foreign Investment & Technology Transfer Section)****Monthly Report of Foreign Direct Investment Approval of Falgun****Comparative Trend of FDI of FY 2080/81 & 081/82 (Millions)**

Visa Recommendations	2081Falgun	FY 2080/81 (Shrawan-Falgun)	FY 2081/82 (Shrawan-Falgun)
Business Visa			
Investor	140	1592	2407
Representatives	39	213	271
Dependent	111	637	693
NT Visa			
Advertisement	6	65	56
Technology Transfer Agreement	1	12	14

Repatriation Amount	Falgun	FY 2080/81 (Shrawan-Falgun)	FY 2081/82 (Shrawan-Falgun)
Royalty			
NRS	292,747,885.34	1,535,779,482.24	1,011,970,495.23
USD	-	10,265,124.35	9,270,138.51
INR	6,312,127.25	549,950,024.02	366,214,024.72
EURO	13,581.34	-	61,431.08
Dividend			
NRS	481,339,996.54	9,018,447,536.53	9,018,355,992.99
Service Fee			
		Falgun	FY 2081/82 (Falgun)
NRS	-	-	449,095,094.72
USD	-	-	3,076,484.01
INR	11,755,351.25	-	90,187,440.85
EURO	-	-	-
AUD	-	-	10,999.85
JPY	-	-	-

Number of FDIs in 2081/82* (by Category)

S.N.	Industry Catagories	No. of Project	Commitment
1	Manufacturing (उत्पादनमुलक)	30	2,632,050,200.00
2	Energy (उर्जामूलक)	1	25,500,000.00
3	Agro and Forestry Based(कृषि मुलक)	7	761,000,000.00
4	Tourism (पर्यटनमुलक)	180	17,907,590,000.00
5	Mineral (खनिज)	0	-
6	Service (सेवामुलक)	54	22,363,730,000.00
7	Infrastructure (पूर्याधारमुलक)	1	20,000,000.00
8	ICT (सूचनाप्रविधिमुलक)	154	950,503,200.00
Total		427	44,660,373,400.00

* Falgun : February 13, 2025 to March 13, 2025

**FY 2081/82 : February 13, 2025 to March 13, 2025

***SPA: Share Purchase Agreement / SSA: Share Subscription Agreement / TTA: Technology Transfer Agreement/

AR: Automatic Route