



Government of Nepal

Ministry of Industry, Commerce and Supplies

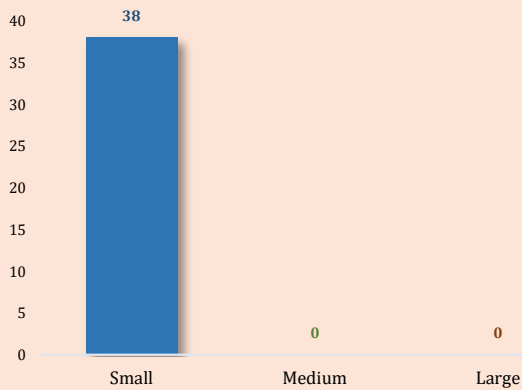
Department of Industry

(Foreign Investment & Technology Transfer Section)

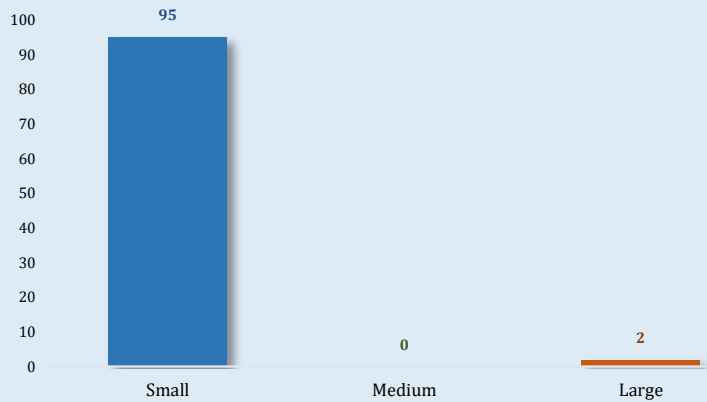
Monthly Report of Foreign Direct Investment Approval of Bhadra

Details	Details of Bhadra*	FY 81/82 (Shrawan-Bhadra* *)	From Beginning to Bhadra Last
a. Foreign Direct Investment Approval Details			
1. FDI Approval Through AR (Nos.)	21	52	191
Commitment (Nrs.)	265,000,000.00	862,560,200.00	8,978,790,200.00
2. FDI Through Approval Route (Nos.)	38	97	6364
Commitment (Nrs.)	3,567,400,000.00	12,122,400,000.00	524,015,877,305.00
3. SPA/SSA*** Approvals (Nos)	7	16	-
Commitment Amount (Nrs.)	284,250,000.00	596,262,500.00	-
4. TTA*** Approvals (Nos.)	0	8	-
b. Committed Employment (Persons)			
	162	485	334624

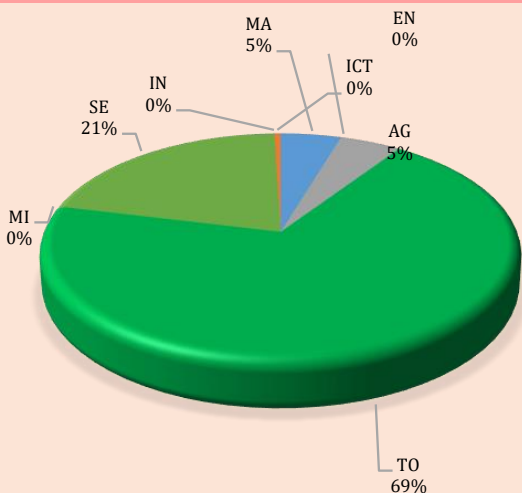
Proposed FDI Industries on Bhadra* (Scalewise)



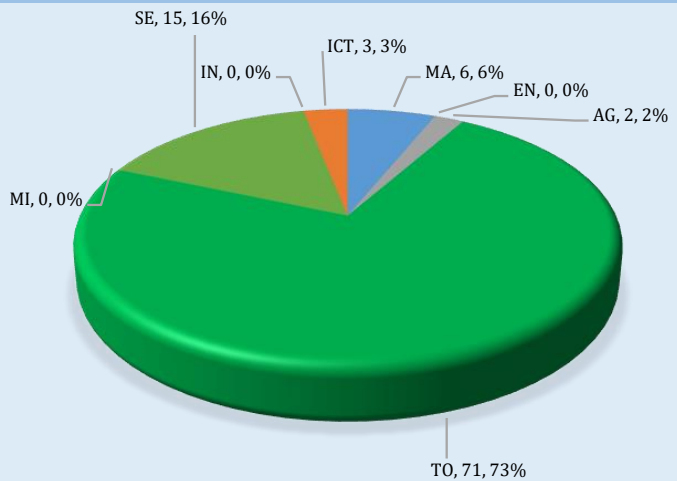
Proposed FDI Industries Till Bhadra* FY 081/82 (Scalewise)



Proposed FDI Commitment in 2081/82 (Categorywise)



Proposed FDI Industries in 2081/82 (Categorywise)



MA: Manufacturing, EN: Energy, AG:Agro, TO:Tourism, MI:Mineral, SE:Service, IN: Infrastructure, ICT:ICT



Government of Nepal

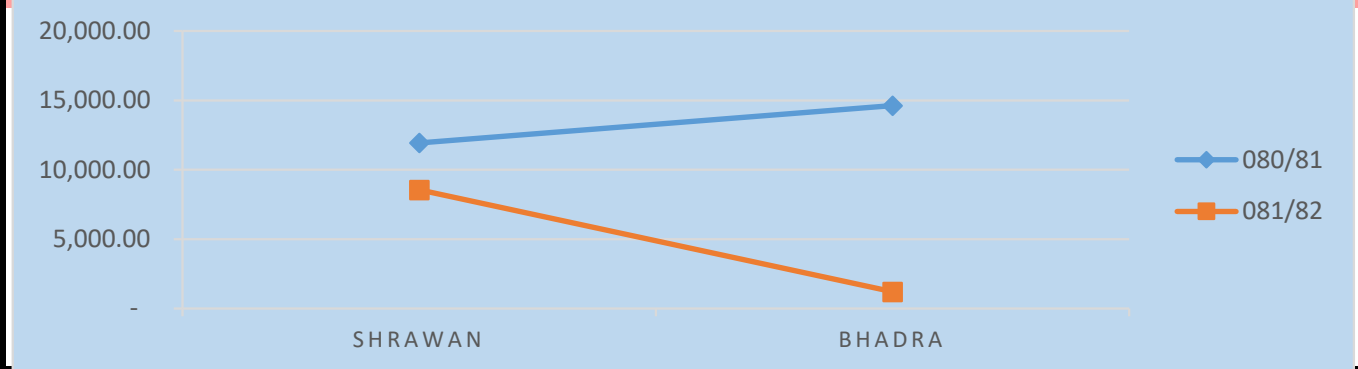
Ministry of Industry, Commerce and Supplies

Department of Industry

(Foreign Investment & Technology Transfer Section)

Monthly Report of Foreign Direct Investment Approval of Bhadra

Comparative Trend of FDI of FY 2080/81 & 081/82 (Millions)



Visa Recommendations	2081Bhadra	FY 80/81 (Shrawan-Bhadra)	FY 081/82 (Shrawan-Bhadra)
Business Visa			
Investor	392	498	600
Representatives	81	51	136
Dependent	134	127	192
NT Visa			
Advertisement	23	19	39
Technology Transfer Agreement	5	4	8

Repatriation Amount	Bhadra	FY 080/81 (Shrawan-Bhadra)	FY 081/82 (Shrawan-Bhadra)
Royalty			
NRS	#REF!	606,111,879.66	351,469,956.76
USD	#REF!	368,013.31	267,792.25
INR	#REF!	187,548,839.10	3,746,068.00
EURO	-	-	10,200.00
Dividend			
NRS	-	250,709,601.73	64,042,458.05

Service Fee	Bhadra	FY 081/82 (Bhadra)
NRS	-	380,427,080.61
USD	-	2,734,205.37
INR	12,750,000.00	13,053,828.25
EURO	-	-
GBP	-	-
JPY	-	-



Government of Nepal

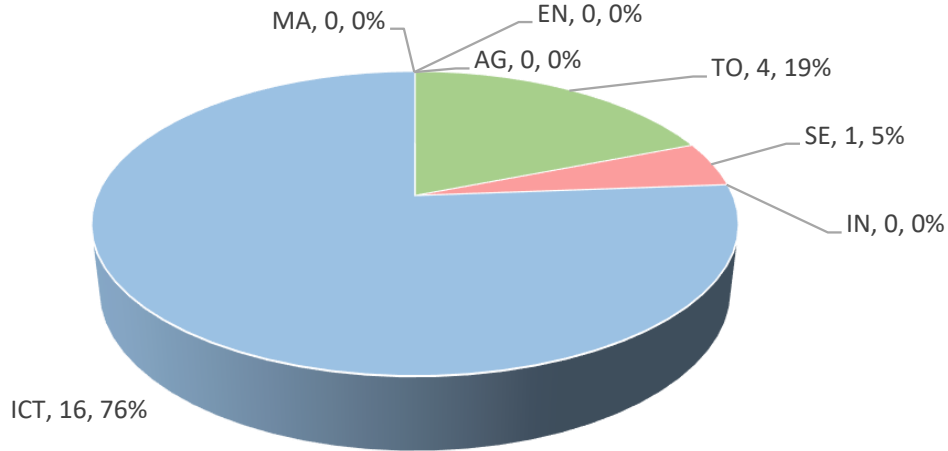
Ministry of Industry, Commerce and Supplies

Department of Industry

(Foreign Investment & Technology Transfer Section)

Monthly Report of Foreign Direct Investment Approval of Bhadra

Proposed FDI Industries Through AR Shrawan* (Categorywise)



FDI through Automatic Route 2081/82

S.N.	Industry Categories	Small Project	Commitment
1	Manufacturing (उत्पादनमुलक)	2	75,000,200.00
2	Energy (उर्जामूलक)	0	-
3	Agro and Forestry Based (कृषि मुलक)	0	-
4	Tourism (पर्यटनमुलक)	8	280,000,000.00
5	Service (सेवामुलक)	3	240,000,000.00
6	Infrastructure (पूर्वाधारमुलक)	1	20,010,000.00
7	ICT (सूचनाप्रविधिमुलक)	38	247,550,000.00
Total		52	862,560,200.00

* Bhadra : August 17, 2024 to September 16, 2024

**FY 081/82 : July 16, 2024 to September 16, 2024

SPA: Share Purchase Agreement / SSA: Share Subscription Agreement / TTA: Technology Transfer Agreement/
AR: Automatic Route